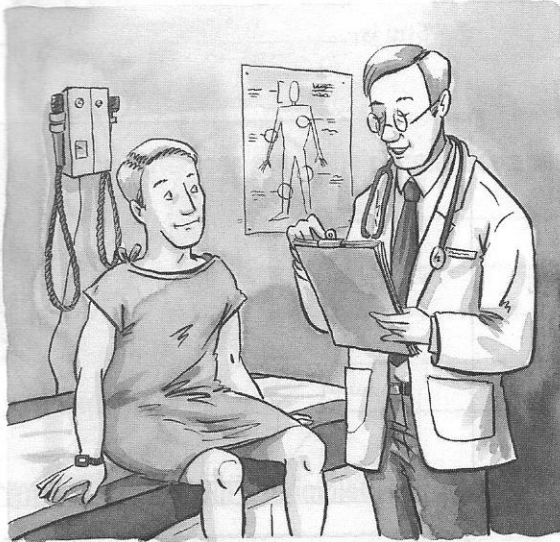


UNIT 2


About People

LESSON 1

1 Look at the pictures. Write possessive adjectives.



1. His doctor is Dr. Brown.



2. _____ teacher is Ms. Jalbert.




3. _____ boss is Mr. Lin.




4. _____ neighbors are Mr. and Mrs. Rivers.

2


Look at the pictures. Complete the sentences about relationships. Use possessive nouns.




1. He is Eric's classmate.



2. She is _____.



3. They are _____.



4. He is _____.

3

Complete the sentences.

1. Audrey is _____ classmate.
I / my

2. We're _____ students.
Mr. Haber's / Mr. Haber

3. Who is _____ manager?
you / your

4. Ms. Miller and Mr. Sullivan are _____ colleagues.
our / we

5. Are _____ your neighbors?
they / their

6. Dr. Franklin isn't _____ doctor.
Bill / Bill's

4

Match the description and the relationship. Write the letter on the line.

1. _____ Caleb and I are managers. Our company is Infotech.
Our boss is Mr. Jackson.

2. _____ Anna's address is 32 Arbor Street. Zoe's address is
34 Arbor Street.

3. _____ Ryan and Josh are students in the same class.
Ms. Foster is their teacher.

4. _____ Jessica and I are classmates. She's my neighbor, too.

a. They're classmates.


b. We're colleagues.

c. They're neighbors.

d. We're friends.

5

Look at Joe's list and Amy's list for their party.

**JOE'S LIST**

Kristin - friend
 Jeff - friend
 Robert and Julie -
 friends
 Mark - classmate
 Gary and Ann -
 neighbors

Amy's List

Samantha - colleague
 Peter - colleague
 Katherine - boss
 Gary and Ann - neighbors
 Robert and Julie - friends



Now write sentences about the people. Use possessive adjectives.

1. Peter: Peter is her colleague
2. Mark: _____
3. Gary and Ann: _____
4. Katherine: _____
5. Kristin: _____

6

YOUR RELATIONSHIPS. Complete the chart with names.

Classmates or Colleagues	Neighbors	Friends

7

Choose a friend and a classmate from Exercise 6. Introduce them. Complete the conversation.

1. You: _____, this is _____.
 _____'s my classmate.
2. Your friend: Hi, _____.
3. Your classmate: Hi, _____. Nice to meet you.
 Your friend: Nice to meet you, too.
 Your classmate: What do you do?
4. Your friend: I'm _____. And you?
5. Your classmate: I'm _____.
 Your friend: Where are you from?
6. Your classmate: I'm from _____.

LESSON 2

8 Fill out the form for a friend, a neighbor, or a colleague.

<input type="checkbox"/> Mr.		
<input type="checkbox"/> Mrs.		
<input type="checkbox"/> Miss	first name	last name
<input type="checkbox"/> Ms.		

Now complete the conversation between the person and a clerk.

1. Clerk: Hi. What's your last name, please?

_____:

2. Clerk: And your first name?

_____ : My first name? _____

3. Clerk: How do you spell that?

_____:

4. Clerk: Thank you.

_____:

9 Complete the sentences. Use real names and relationships.

1. Mr. _____ is my _____.

2. Mr. and Mrs. _____ are my _____.

3. Ms. _____ is my _____.

4. Miss _____ is my _____.

LESSON 3

10 Complete the address book with information for three friends.

1	2	3
Last name	Last name	Last name
First name	First name	First name
Address	Address	Address
Phone number	Phone number	Phone number
E-mail address	E-mail address	E-mail address

11 Write the answers in words.

1. eleven + six = _____
2. nineteen - twelve = _____
3. three x five = _____
4. twenty ÷ two = _____

12 Look at the business cards. Read the responses. Then write questions with What's. Use possessive nouns or possessive adjectives.



- | | |
|---|------------------------|
| 1. A: <u>What's Ms. Harrison's first name</u> ? | B: Kate. |
| 2. A: <u>What's her address</u> ? | B: 77 York St. |
| 3. A: _____ ? | B: jeff.silver@edi.com |
| 4. A: _____ ? | B: He's a manager. |
| 5. A: _____ ? | B: 0208 755 8050. |
| 6. A: _____ ? | B: 28 Manor Street. |

13 Answer the questions. Use your own information.

1. What's your first name? _____
2. What's your last name? _____
3. What's your occupation? _____
4. What's your address? _____
5. What's your phone number? _____
6. What's your e-mail address? _____

1 TAKE A GUESS! Write the next number in words.

- three, six, nine, twelve, fifteen, _____
- one, two, four, eight, _____
- twenty, one, nineteen, two, eighteen, three, _____

SOURCE: From riddlenut.com.


2 Complete the puzzle.

Across

- We are _____. Our addresses are 15 and 17 Pine Street.
- The Musee du Louvre's _____ is 99 Rue de Rivoli, Paris.
- Frank Gehry's occupation
- Her name is Linda Reid. Reid is her _____ name.

Down

- Mr. Bryant is Andy's teacher. Andy is _____ student.
- Their address is 11 Palm Street, and their _____ is (661) 555-4485.
- Banana Yoshimoto's title
- Allison's _____ address is allie@mail.net.
- Flight attendants and pilots are _____.
- A=one, B=two, C=three, . . . N= _____



SOURCE: Created with Discovery's Puzzlemaker.

1 A RIDDLE FOR YOU!

Ms. Adams, Ms. Banks, Ms. Clark, and Ms. Dare have four different occupations—**engineer, architect, doctor, and scientist** (but NOT in that order).

Read the statements.

Ms. Adams and Ms. Clark are not doctors.

Ms. Banks and Ms. Clark are not scientists.

Ms. Clark and Ms. Dare are not architects.

Ms. Adams is not a scientist.

Now write an occupation for each person.

Ms. Adams: _____

Ms. Banks: _____

Ms. Clark: _____

Ms. Dare: _____

SOURCE: Adapted from norfolkacademy.org.

2 WORD FIND. Look across (→) and down (↓). Circle the eight occupations. Then write the occupations on the lines.

N	E	I	M	E	P	A	E	N	N	B	K	R	P	P	E
M	O	E	T	E	O	A	M	E	S	U	I	H	A	T	L
A	E	L	P	O	L	L	H	N	C	N	N	N	T	R	Y
N	T	W	E	S	A	A	S	A	I	H	H	R	R	L	I
A	O	R	H	T	E	T	T	R	E	T	E	T	E	N	C
G	K	I	E	N	P	H	E	S	N	A	H	N	E	S	A
E	N	T	P	C	R	L	A	M	T	R	E	N	S	R	E
R	T	E	A	E	A	E	I	N	I	N	N	E	R	N	U
K	A	R	A	S	H	T	A	A	S	E	R	E	R	A	T
O	A	T	N	Y	T	E	I	U	T	E	H	G	R	N	M
E	C	P	H	O	T	O	G	R	A	P	H	E	R	H	E
R	T	N	A	S	M	B	E	N	G	I	N	E	E	R	B
N	O	E	N	R	A	E	E	E	E	R	A	E	R	E	L
A	R	O	K	P	E	G	N	E	R	A	N	U	U	H	E
O	T	T	B	A	N	K	E	R	T	L	E	G	C	T	E
N	N	K	R	N	N	E	R	N	R	T	B	I	G	E	T

SOURCE: Created with spellbuilder.com.